
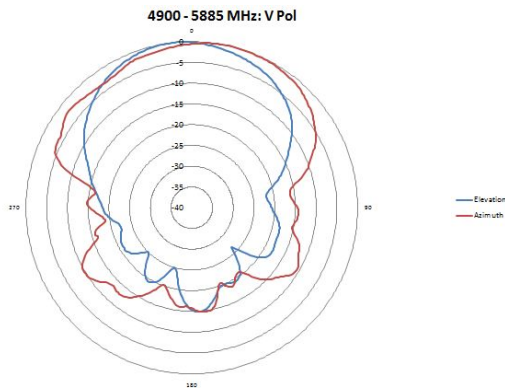
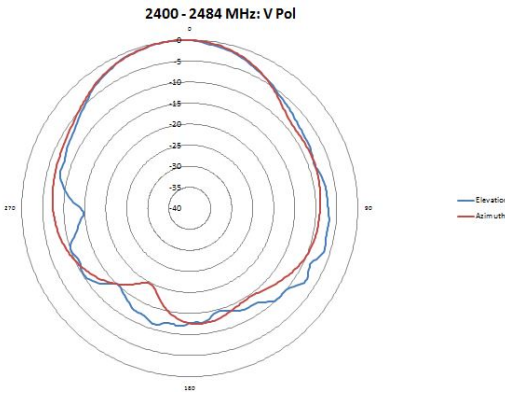


Raised Access Floor Antenna with Integrated 6 dBi Junction Box Antenna with 4 Connectors



Ventev's Access Floor Box with Integrated 6 dBi Junction Box Antenna Wi-Fi Antenna embeds Ventev's proprietary antenna technology into the Atkore CII ASM High Capacity 2000 Access Floor Box. The Access Floor Box is typically deployed in raised-floor environments, such as data centers, offices, schools, libraries, museums and casinos, where aesthetics and an open environment matter. Deployed under a variety of fabrics and finishes, this access box will withstand normal office activities, including proper load bearing, with no performance degradation. *Every Ventev antenna is covered by the company's two-year warranty program.*

For more information or to purchase, contact Ventev: 800.851.4965 or sales@ventev.com.



Access Floor Box Specifications						
Access Floor Box	Atkore CII: HCSF1-LTR					
Dimensions of Access Floor Box	Length	11.75"	Width	11.75"	Height	4.88"
Weight	8 lbs.					
Concentrated Loads	≤ 2000 lbs.					
Antenna Specifications						
SKUS	RPSMA-264761, RPTNC-221067					
Model Numbers	RPSMA-M040030D33620WS, RPTNC-M6050060D37202WST					
Frequency Ranges	2.4-2.5 GHz		4.9-5.850 GHz			
Gain	5 dBi		6 dBi			
Vertical Beamwidth °	75 ± 15					
Horizontal Beamwidth °	75 ± 15					
Front-to-Back Ratio	9 dB/12 dB					
Isolation: Cross Polarized Ports	12 dB/20 dB					
VSWR	≤ 2 dBi / ≤ 2 dBi					
Polarization	2x Horizontal; 2x Vertical					
Max Power Rating	20W					
Connector and Leads	4x RPSMA or RPTNC Male Connectors with 72" leads					
Mount	3 Gang Opening Inside Access Floor Box					
Antenna Tilt	0° - 45°					
Dimensions (Inches)	Length	6"	Width	3.7"	Height	3.6"
Compliance	RoHS	Antenna = Yes	UL 94-V0	NA		