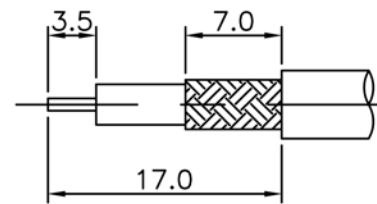
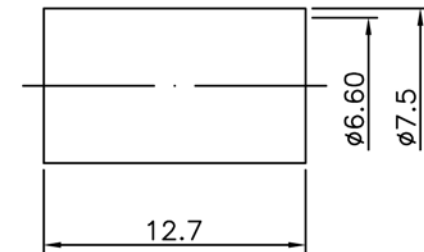
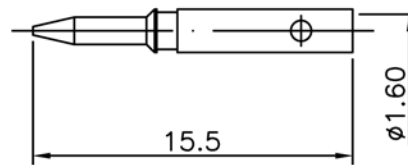
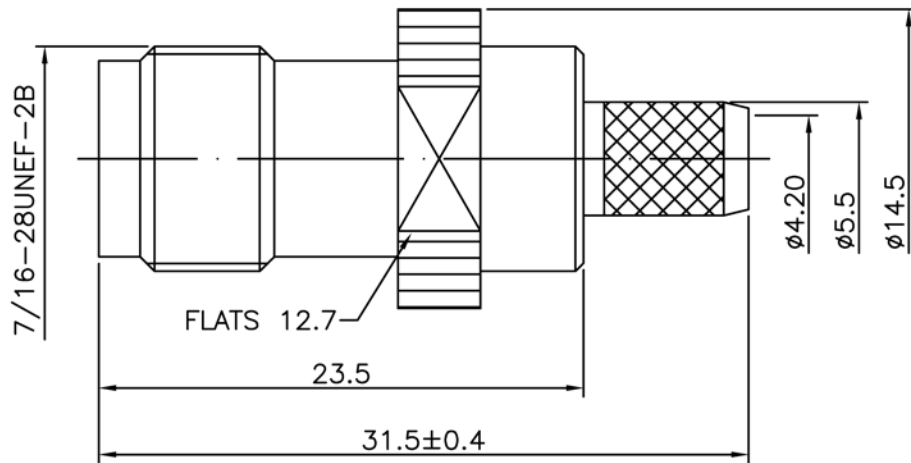


REVISION					
ISS	ZONE	DESCRIPTION			



Recommended Stripping Dimensions

- NOTE:
- 1.Impedance: 50Ω
  - 2.Frequency Range: DC 0-4 GHz
  - 3.V.S.W.R.: 1.3 MAX.
  - 4.Voltage Rating: 500V rms
  - 5.Contact Resistance: Center Contacts: 1.5 mΩ Max  
Outer Contacts: 0.5 mΩ Max
  - 6.Insulation Resistance : 5000 MΩ MIN.
  - 7.Operating Temperature Range:-65°~165°C
  - 8.ROHS Compliance.

5	FERRULE	BRASS	NICKEL	1	M-0067
4	PIN	BRASS	GOLD	1	C-0430
3	BARREL	BRASS	NICKEL	1	E-0118
2	INSULATOR	TEFLON	NONE	1	T-0088
1	BODY	BRASS	NICKEL	1	B-0532

TOLERANCES	
DIMENSIONS ARE IN MILLIMETER	
UNLESS OTHERWISE SPECIFIED	
.X	±0.2
.XX	±0.1
.XXX	±0.05
ANGLES	±5°

TITLE	RPTNC Jack for TWS-240 Cable
PART NO.	CON-01-240
DRAWN NO.	
FILE PATH:	

TerraWave Solutions	
APPROVED	DATE
CHECKED	DATE
DRAWN	DATE

NO.	DESCRIPTION	MATERIAL	FINISH	Q'TY	DRAWN NO.	SCALE	3/1	ISSUE	A-0
-----	-------------	----------	--------	------	-----------	-------	-----	-------	-----

1 2 3 4 5 6 7 8