REVISION		
ISS	ZONE	DESCRIPTION

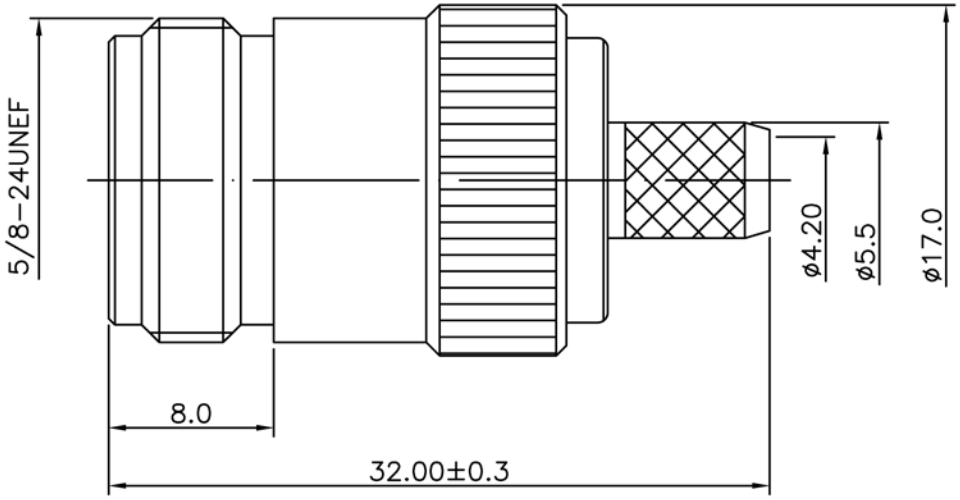

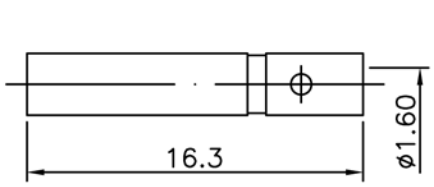

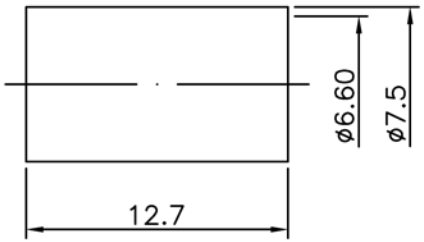

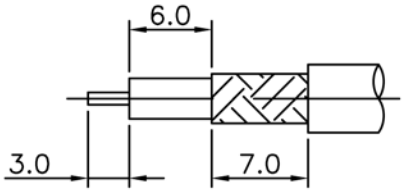

Recommended Stripping Dimensions

NOTE:
1. Impedance: 50Ω
2. Frequency Range: DC 0–11 GHz
3. V.S.W.R: 1.3 MAX.@ 6GHz
4. Voltage Rating: 1500V rms
5. Contact Resistance: Center Contacts: 1.0 mΩ Max
   Outer Contacts: 1.0 mΩ Max
6. Insulation Resistance: 5000 MΩ MIN.
7. Interface in Accordance With: MIL–STD–348A
8. Operating Temperature Range: –65°~165°C
9. ROHS Compliance.

NO.	DESCRIPTION	MATERIAL	FINISH	Q'TY	DRAWN NO.
5	FERRULE	BRASS	NICKEL	1	M–0067
4	PIN	BRASS	GOLD	1	C–0368
3	BARREL	BRASS	NICKEL	1	E–0093
2	INSULATOR	TEFLON	NONE	1	T–0054
1	BODY	BRASS	NICKEL	1	B–0071

TOLERANCES
DIMENSIONS ARE IN MILLIMETER
UNLESS OTHERWISE SPECIFIED

.X	±0.2
.XX	±0.1
.XXX	±0.05
ANGLES	±5°

SCALE	3/1	ISSUE	A–0

TITLE: N-Style Jack for TWS-240 Cable

PART NO.: CON-06-240

DRAWN NO.:

FILE PATH:

TerraWave Solutions

APPROVED	DATE
CHECKED	DATE
DRAWN	DATE