802.11n/ac 2.4/5 GHz 6 dBi Three Lead Patch Antenna with RPSMA Plug Connector and Plenum Pigtails

The TerraWave 802.11n/ac antenna is designed to operate with any manufacturer's enterprise-class 802.11n or 802.11ac access points. This 2.4/5 GHz 6 dBi directional antenna features three dual-band antennas in a single unit. Each pigtail is plenum-rated and covers both 2.4 and 5 GHz. This solution allows RF engineers to simplify deployments by using one antenna for dual band access points. The plenum cable allows installation in plenum areas while complying with safety codes. *Every TerraWave antenna is covered by the company's two-year TerraNet warranty program. For more information, contact a regional sales executive at 210-375-8482, 800-851-4965 or sales@terrawave.com, or visit www.terrawave.com.*



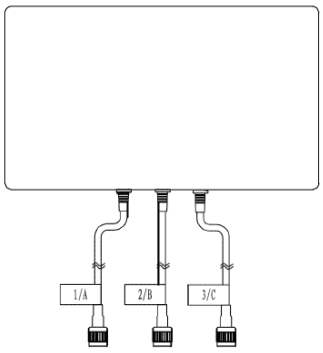

Specifications		
Model	M6060060P1D33620P	
Frequency Range	2400~2500	5150~5850
Bandwidth	100 MHz	700 MHz
Gain	6 dBi	6dBi
Horizontal Beamwidth	105	125
Vertical Beamwidth	60	70
VSWR	≤2.0	≤2.0
Isolation	≥20dB	
Nominal Impedance	50 Ohm	
Polarization	Vertical	
Maximum Input Power	20 W	
Lightning Protection	N/A	
Connector Type	3x RPSMA Plug	
Cable Length and Type	36" Dual-band Plenum Cable	
Dimensions	10" x 5.6" x 1.4"	
Weight	1.2 lbs	
Operating Temperature	-40°F to 158°F	
Wind Load	60 mph	

2410 MHz

H Plane

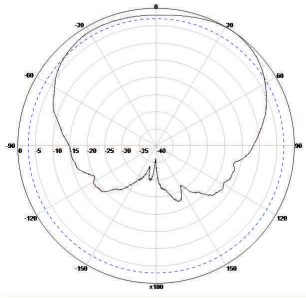

E Plane

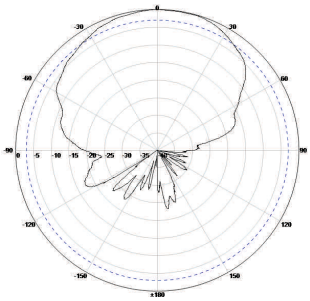

5250 MHz

H Plane

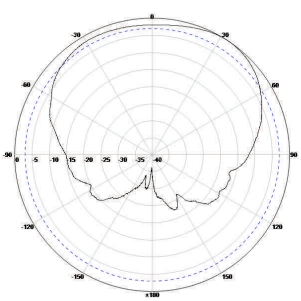

E Plane

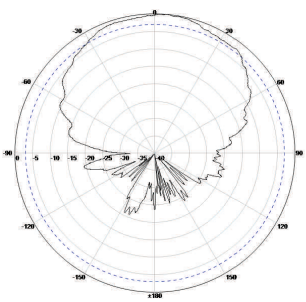

802.11n/ac 2.4/5 GHz 6 dBi Three Lead Patch Antenna with RPSMA Plug Connector and Plenum Pigtails

Mounting Bracket Information

Installation Instructions:
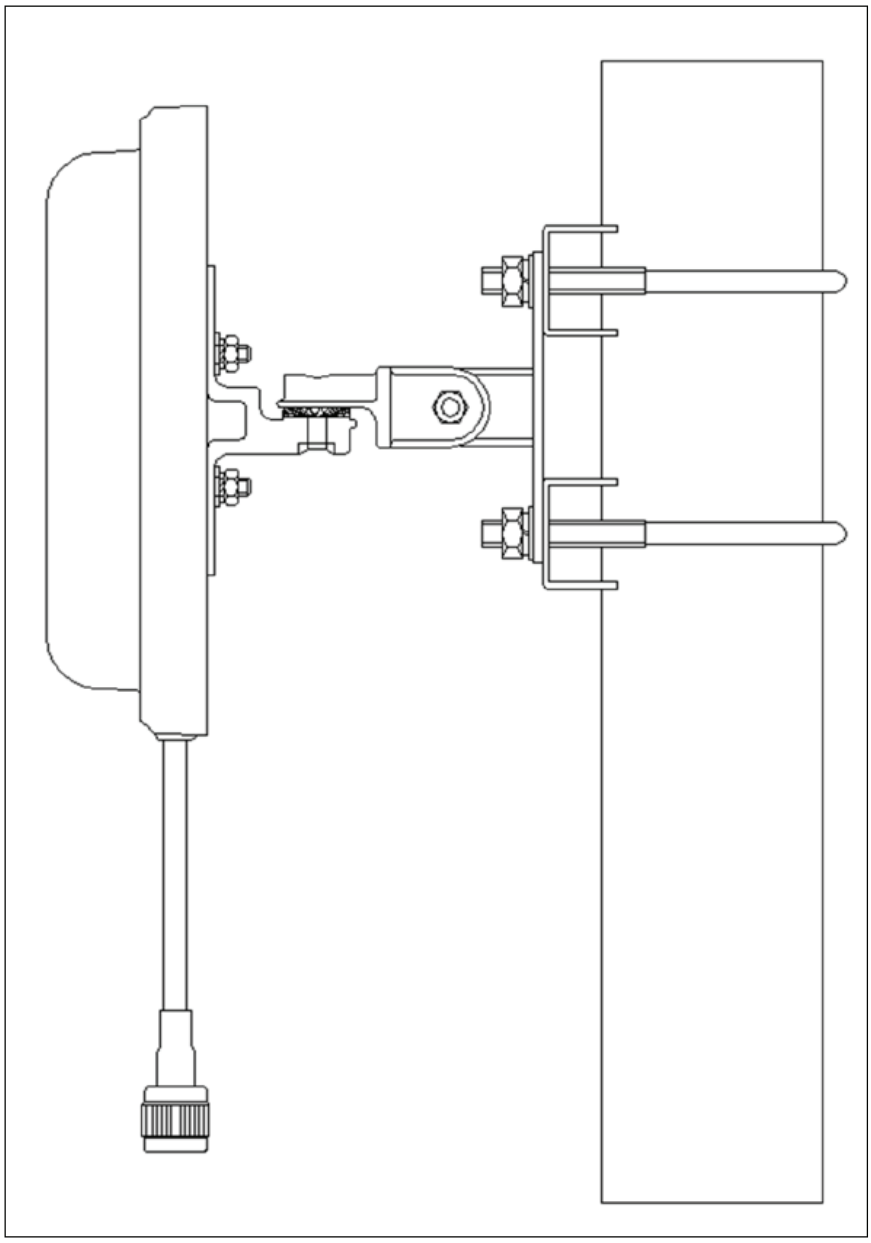
1. Place the bracket on the back of the panel antenna. Attach the antenna to the mast.
2. Use the client to test and adjust the receive signal strength (RSSI) and adjust the azimuth and elevation to maximize the RSSI. Tighten each nut and seal the antenna connector.