

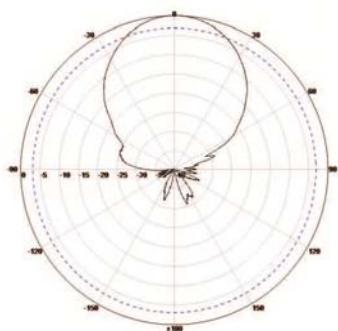


High-Density 2.4/5 GHz 10/11 dBi Ceiling-Mount Antenna with RPTNC Connectors

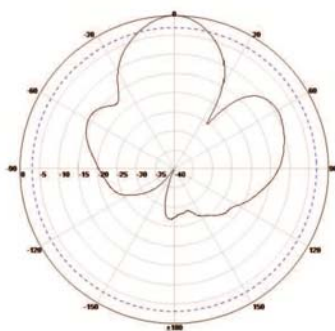
Ventev's TerraWave 2.4/5 GHz 10/11 dBi Ceiling-Mount Antenna is designed for any wireless networks operating in the 2.4 GHz and 5 GHz frequency range. The antenna is dual-polarized and can be used in various configurations such as stand-alone, integrated or as an internal component. *Every TerraWave antenna is covered by the company's two-year TerraNet warranty program. For questions or to purchase product, contact your Regional Sales Executive at 210-375-8482, 1-800-851-4965 or sales@ventev.com.*



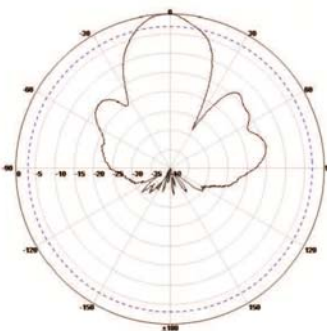
Specifications		
Model	M6100110MP1D401PC	
Frequency Range	2400-2500MHz	5150-5850 MHz
Bandwidth	100 MHz	700 MHz
Gain	10 dBi	11 dBi
Vertical beamwidth	28°	18°
Horizontal beamwidth	40°	24°
VSWR	≤1.8	
Front to Back Ratio	≥25 dB	
Isolation	≥30 dB	
Nominal impedance	50 Ohm	
Polarization	Vertical/Horizontal	
Maximum Power	20 W	
Wind Rating	123 mph	
Connector Type	RPTNC	
Leads	4x plenum rated	
Dimension	10.3"x 10.3"x1.4"	



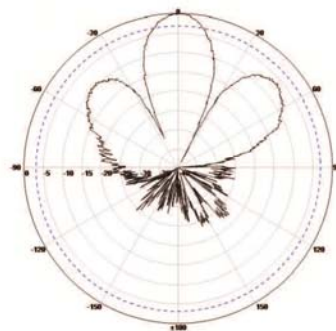
2.4 GHz: H-Plane



2.4 GHz: E-Plane



5 GHz: H-Plane



5 GHz: E-Plane

High-Density 2.4/5 GHz 10/11 dBi Ceiling-Mount Antenna with RPTNC Connectors

MOUNTING INSTRUCTIONS



Figure 1



Figure 2



Figure 2a (Close-Up)



Figure 3

1. Drill 1" hole in ceiling tile (*See Figure 1*).
2. Pull leads through drilled hole and ensure antenna is flush against ceiling tile (*See Figure 2*).
3. Tighten screw mount until antenna is securely fastened (*See Figure 3*).
4. Insert ceiling tile into grid.