


Raised Access Floor Tile with Integrated Junction Box Antenna and 4 RPSMA Male Connectors

Ventev's Access Floor Box with Integrated 6 dBi Junction Box Antenna Wi-Fi Antenna embeds Ventev's proprietary antenna technology into the Atkore CIIASM High Capacity 2000 Access Floor Box. The Access Floor Box is typically deployed in raised-floor environments, such as data centers, offices, schools, libraries, museums and casinos, where aesthetics and an open environment matter. Deployed under a variety of fabrics and finishes, this access box will withstand normal office activities, including proper load bearing, with no performance degradation.

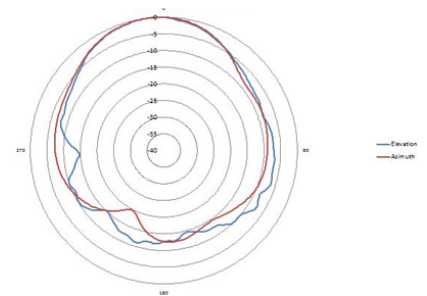
Specifications

SKU	264761
Manufacturer Part Number	M040030D33620WS
Operating Frequency Range	2.4/5 GHz
Gain	5/6 dBi
Polarization	2 x Horizontal, 2 x Vertical
Vertical Beamwidth	75° ± 15°
Horizontal Beamwidth	75° ± 15°
VSWR	≤ 2.0
Nominal Impedance	50 Ohms
Max Input Power	20 W
Number of Ports	4
Length of Lead	72 in
RF Connector	RPTNC Male
Application	Indoor
Dimensions	6 x 3.7 x 3.6 in
Weight	8 lbs.
Antenna Tilt	0° - 45°
Front-to-Back Ratio	9 dB / 12 dB
Isolation: Cross Polarized Ports	12 dB / 20 dB
Mounting Style	3 Gang Opening Inside Access Floor Box

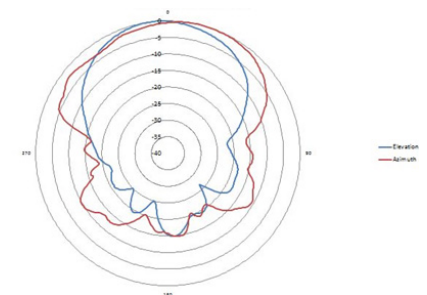


Radiation Patterns

2.4 GHz



5 GHz



All product specifications are subject to change without notice or obligation.

Raised Access Floor Tile with Integrated Junction Box Antenna and 4 RPSMA Male Connectors

Access Floor Box Specifications

Model	Atkore CII
Model Number	HCSF1-LTR
Dimensions	11.75 x 11.75 x 4.88 in
Weight	8 lbs.
Concentrated Loads	≤ 2,000 lbs.



*All product specifications are
subject to change without notice
or obligation.*